

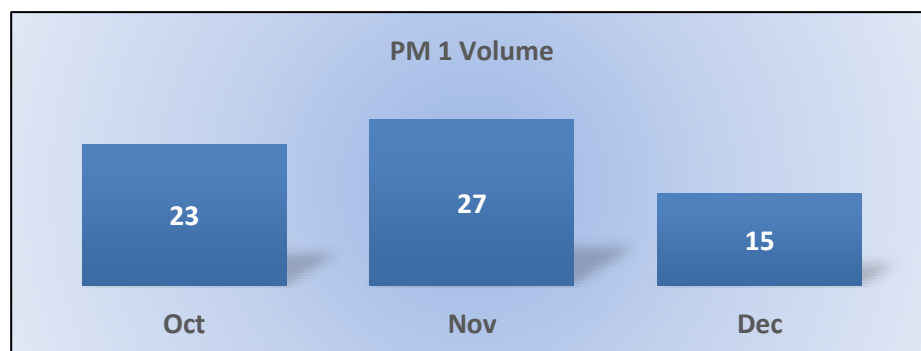
Enforcement Performance Measures

Q2 Report (October - December 2017)

To ensure stakeholders can review the Board's progress toward meeting its enforcement goals and targets, we have developed a transparent system of performance measurement. These measures will be posted publicly on a quarterly basis.

PM1 | Volume

Number of complaints and convictions received.



Total Received: 65 | Monthly Average: 22

Complaints: 65 | Convictions: 0

PM2 | Intake – Volume

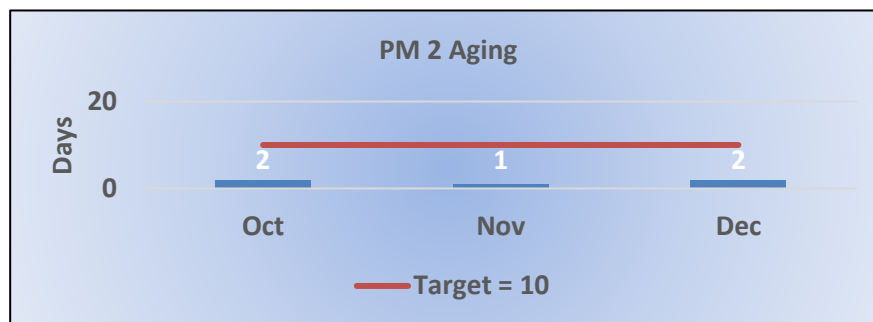
Number of complaints closed or assigned to an investigator.



Total: 65 | Monthly Average: 22

PM2 | Intake – Cycle Time

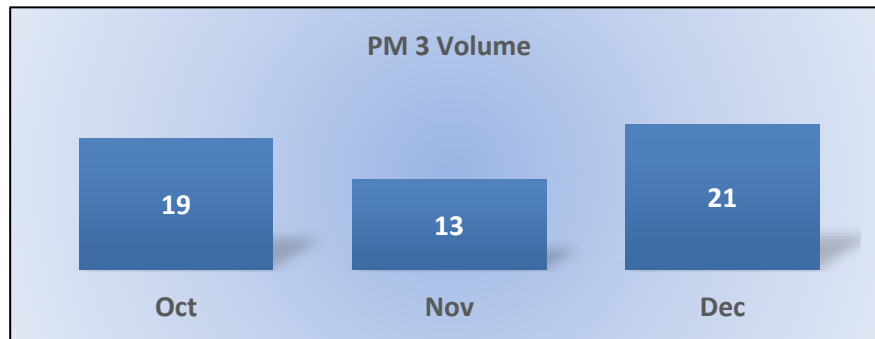
Average number of days from complaint receipt, to the date the complaint was closed or assigned to an investigator.



Target Average: 10 Days | Actual Average: 4 Days

PM3 | Investigations – Volume

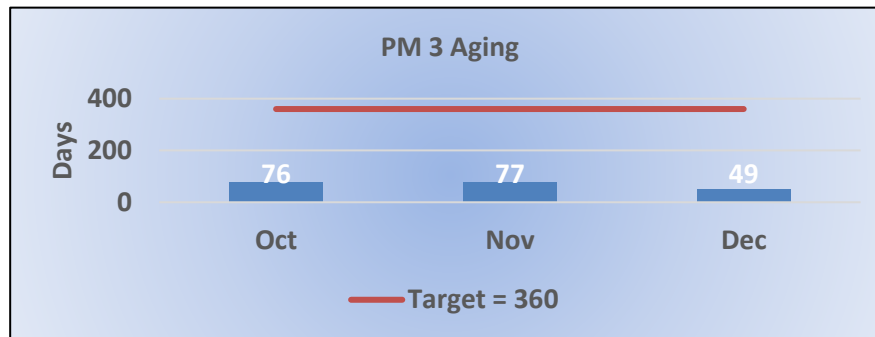
Number of investigations closed (not including cases transmitted to the Attorney General).



Total: 53 | Monthly Average: 18

PM3 | Investigations – Cycle Time

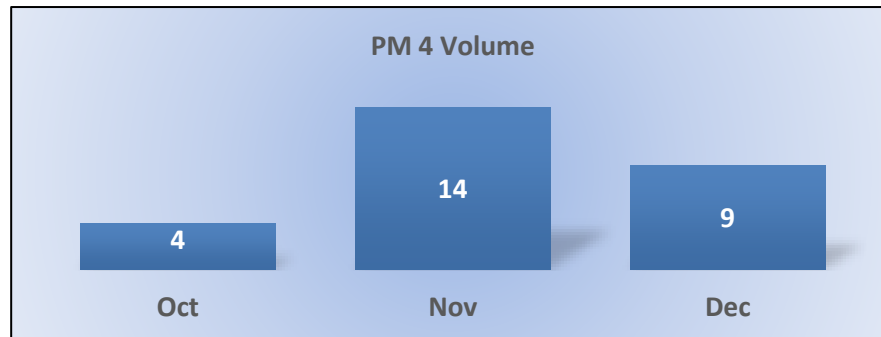
Average number of days to complete the entire enforcement process for cases not transmitted to the Attorney General.
(Includes intake and investigation)



Target Average: 360 Days | Actual Average: 66 Days

PM4 | Formal Discipline -- Volume

Cases closed, of those transmitted to the Attorney General.

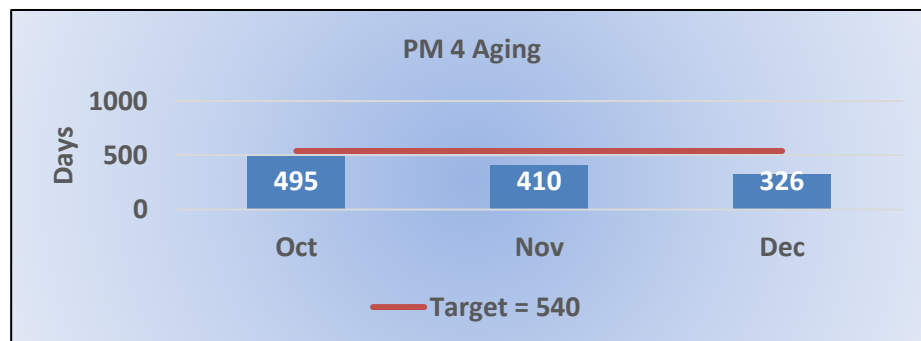


Total: 27 | Monthly Average: 9

PM4 | Formal Discipline – Cycle Time

Average number of days to complete the entire enforcement process for cases transmitted to the Attorney General.

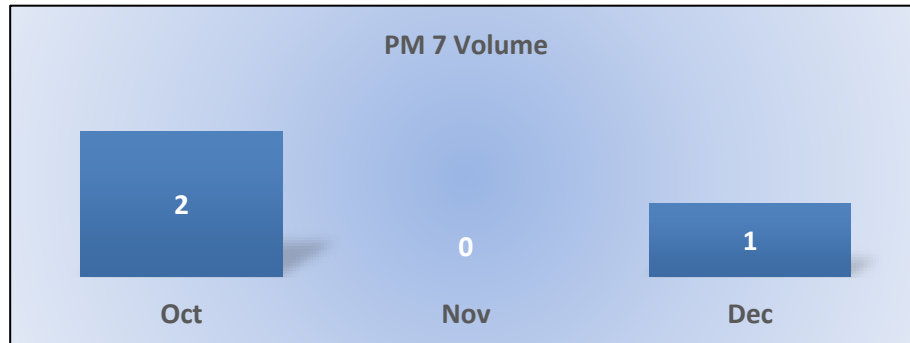
(Includes intake, investigation, and transmittal outcome)



Target Average: 540 Days | Actual Average: 395 Days

PM7 | Probation Intake – Volume

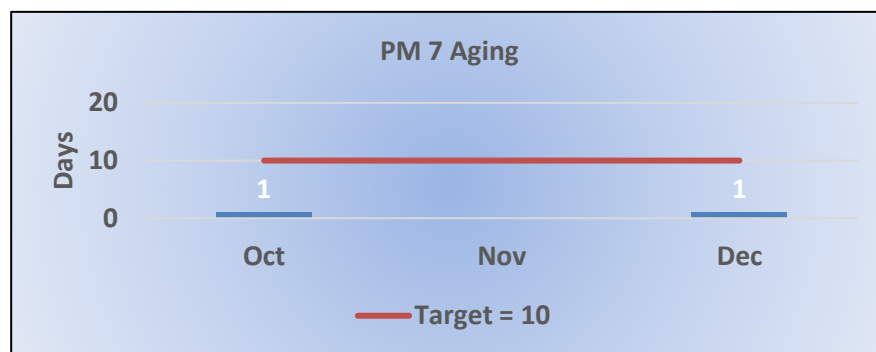
Number of new probation cases.



Total: 3

PM7 | Probation Intake – Cycle Time

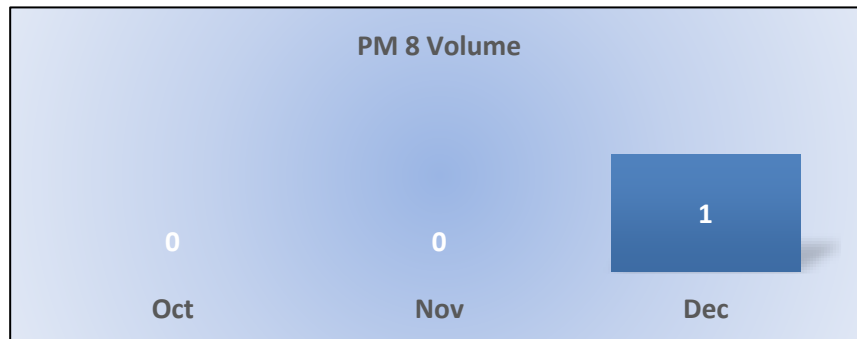
Average number of days from monitor assignment, to the date the monitor makes first contact with the probationer.



Target Average: 10 Days | **Actual Average: 1** Days

PM8 | Probation Violation Response – Volume


Number of probation violation cases.



Total: 1

PM8 | Probation Violation Response – Cycle Time

Average number of days from the date a violation of probation is reported, to the date the assigned monitor initiates appropriate action.



Target Average: 10 Days | **Actual Average: 1 Day**