

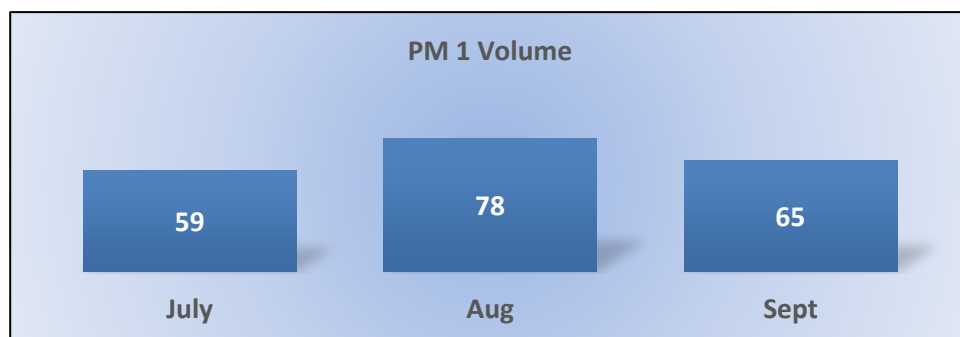
Enforcement Performance Measures

Q1 Report (July - September 2016)

To ensure stakeholders can review the Board's progress toward meeting its enforcement goals and targets, we have developed a transparent system of performance measurement. These measures will be posted publicly on a quarterly basis.

PM1 | Volume

Number of complaints and convictions received.

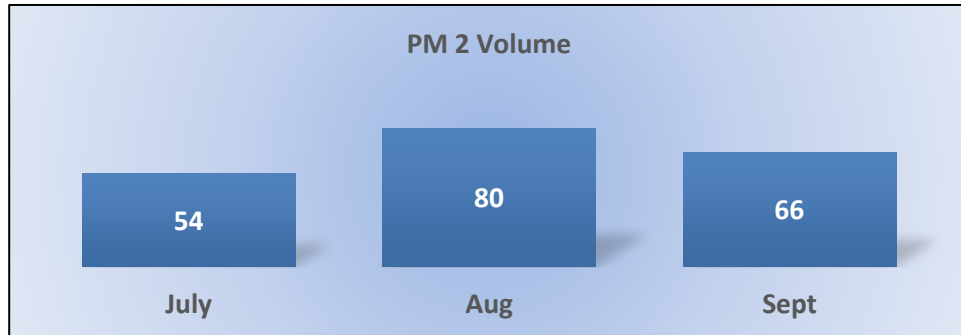


Total Received: 202 | Monthly Average: 67

Complaints: 171 | Convictions: 31

PM2 | Intake – Volume

Number of complaints closed or assigned to an investigator.



Total: 200 | Monthly Average: 67

PM2 | Intake – Cycle Time


Average number of days from complaint receipt, to the date the complaint was closed or assigned to an investigator.



Target Average: 7 Days | Actual Average: 1 Day

PM3 | Investigations – Volume

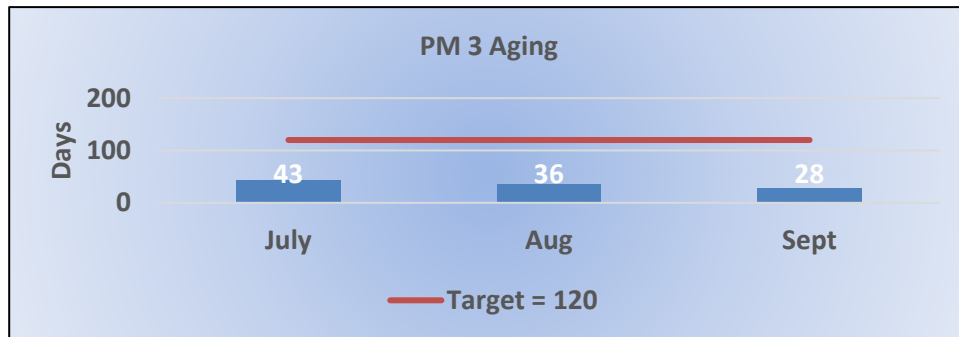
Number of investigations closed (not including cases transmitted to the Attorney General).



Total: 199 | Monthly Average: 66

PM3 | Investigations – Cycle Time


Average number of days to complete the entire enforcement process for cases not transmitted to the Attorney General.
(Includes intake and investigation)



Target Average: 120 Days | Actual Average: 36 Days

PM4 | Formal Discipline – Volume

Cases closed, of those transmitted to the Attorney General.

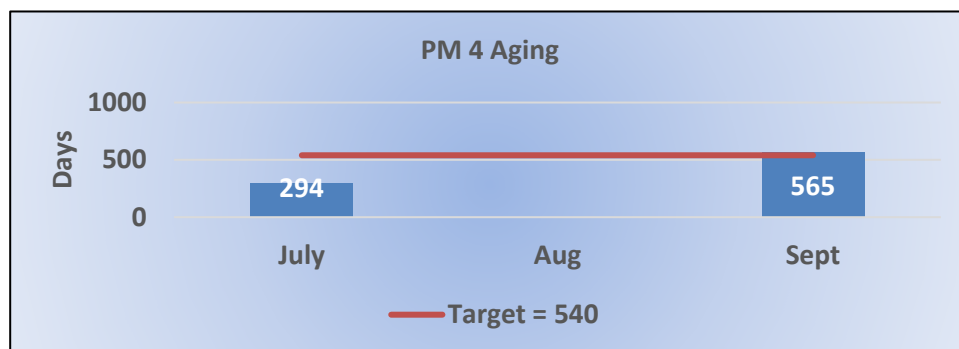


Total: 2

PM4 | Formal Discipline – Cycle Time

Average number of days to complete the entire enforcement process for cases transmitted to the Attorney General.


(Includes intake, investigation, and case outcome.)



Target Average: 540 Days | Actual Average: 430 Days

PM7 | Probation Intake – Volume

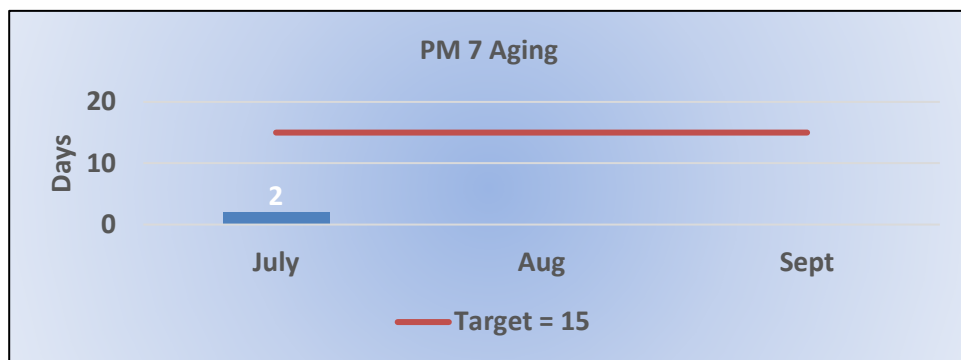
Number of new probation cases.



Total: 2

PM7 | Probation Intake – Cycle Time

Average number of days from monitor assignment, to the date the monitor makes first contact with the probationer.



Target Average: 15 Days | Actual Average: 2 Days

PM8 | Probation Violation Response – Volume

Number of probation violation cases.

The Bureau did not have any probation violations this quarter.

PM8 | Probation Violation Response – Cycle Time

Average number of days from the date a violation of probation is reported, to the date the assigned monitor initiates appropriate action.

The Bureau did not have any probation violations this quarter.