

Performance Measures

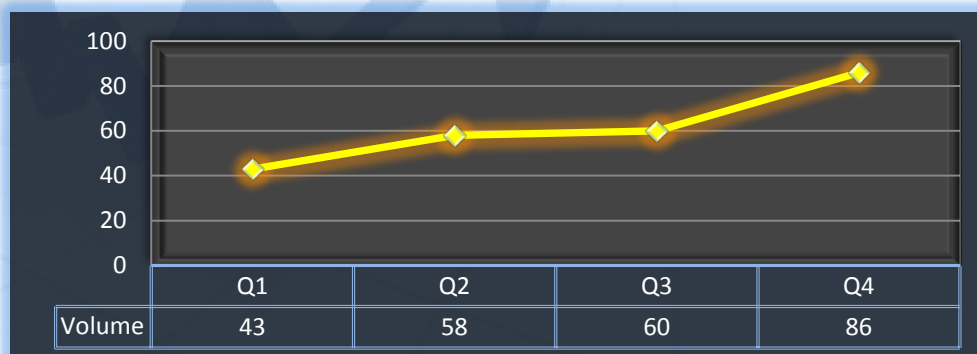
Annual Report (2012 – 2013 Fiscal Year)

To ensure stakeholders can review the Board's progress in meeting its enforcement goals and targets, we have developed a transparent system of performance measurement. These measures are posted publicly on a quarterly basis.

Volume

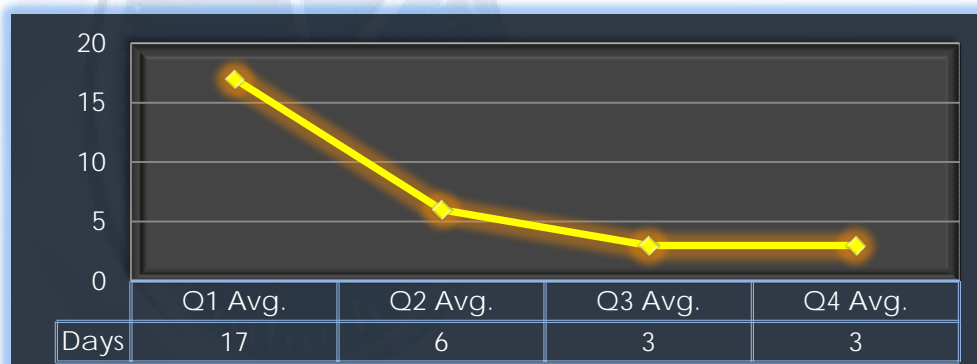
Number of complaints and convictions received.

The Board had an annual total of 247 this fiscal year.



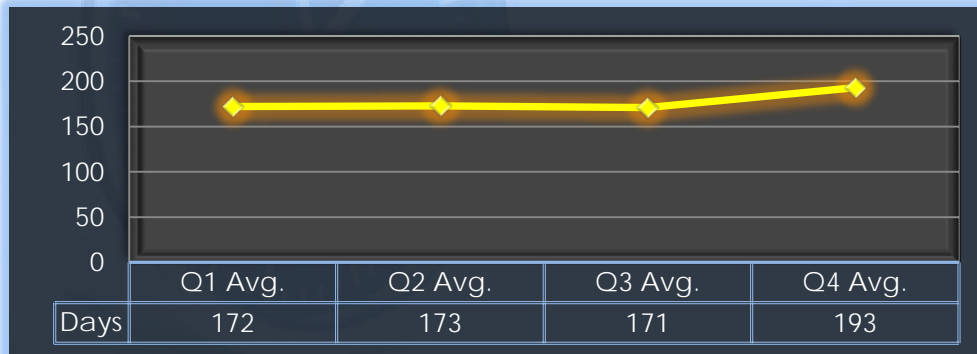
Intake

Average cycle time from complaint receipt, to the date the complaint was assigned to an investigator. The Board has set a target of 7 days for this measure.



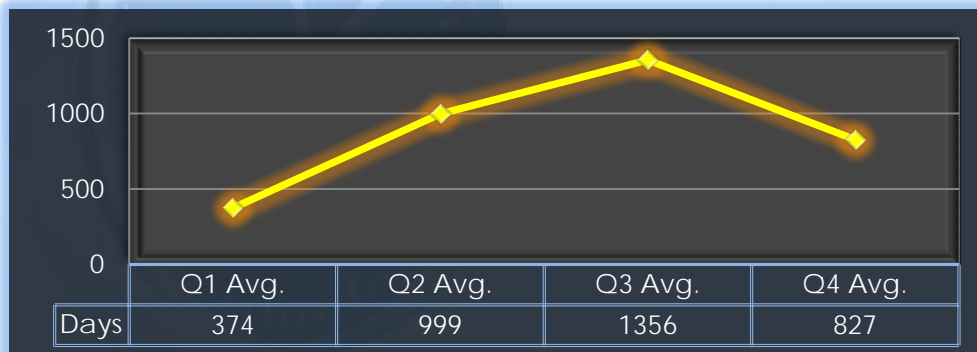
Intake & Investigation

Average cycle time from complaint receipt to closure of the investigation process. Does not include cases sent to the Attorney General or other forms of formal discipline. The Board has set a target of 90 days for this measure.



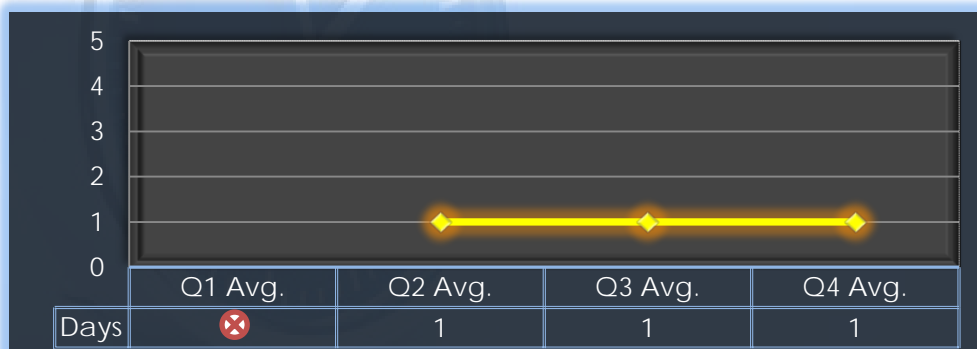
Formal Discipline

Average number of days to complete the entire enforcement process for cases resulting in formal discipline. (Includes intake and investigation by the Board and prosecution by the AG). The Board has set a target of 540 days for this measure.



Probation Intake

Average number of days from monitor assignment, to the date the monitor makes first contact with the probationer. The Board has set a target of 10 days for this measure.



Probation Violation Response

Average number of days from the date a violation of probation is reported, to the date the assigned monitor initiates appropriate action. The Board has set a target of 10 days for this measure.

